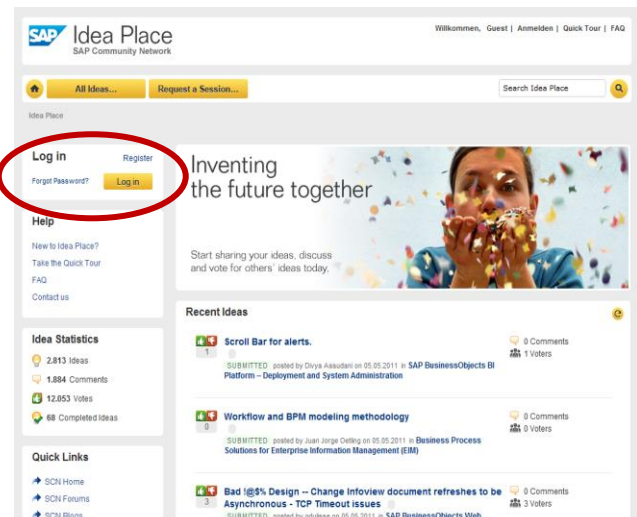


How to start using Customer Connection Idea Place

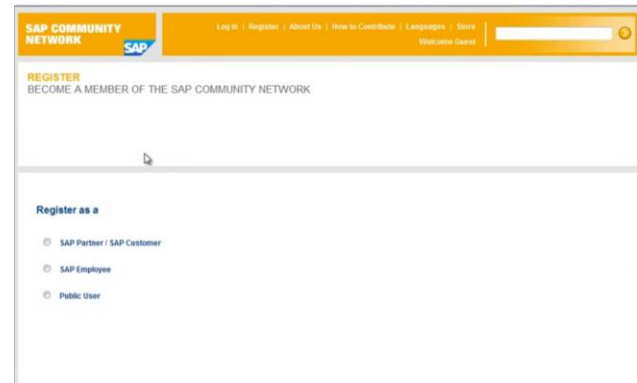
The Idea Place is part of the SAP Community Network and can be reached at <http://ideas.sap.com/>.

SAP Community Network is a platform where people share confidential and valuable contents. In order to ensure clear intellectual property regulations and security, some initial registration and authorization steps will be required. This document explains how to register for Idea Place, and how to access the private Customer Connection space within Idea Place.

First, follow the link „Register” on the LOGIN frame of the screen.

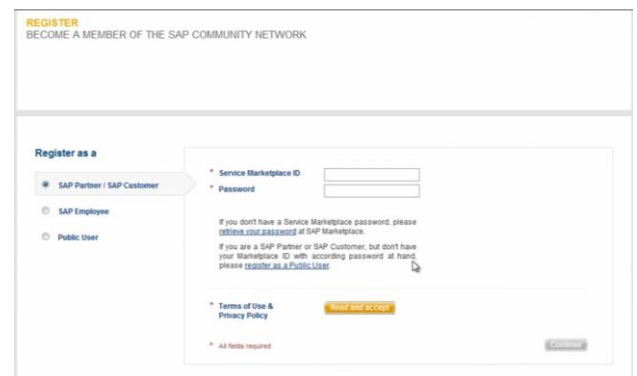


The following registration form will appear.

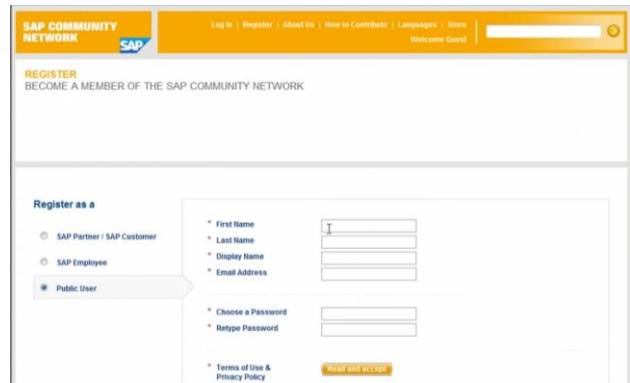


Choose “SAP Partner / SAP Customer”, and you will see the following screen.

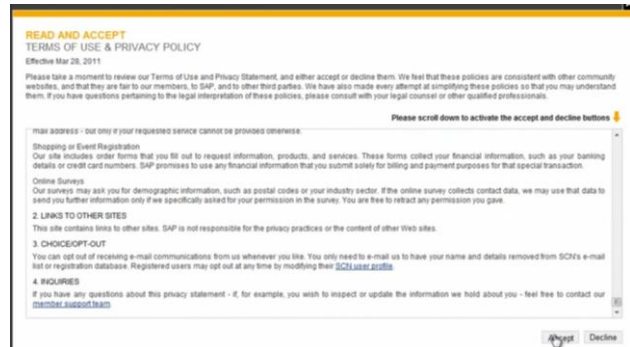
If you have your Service Marketplace ID at hand, or can retrieve it via the “retrieve your password” link, you may choose this path.



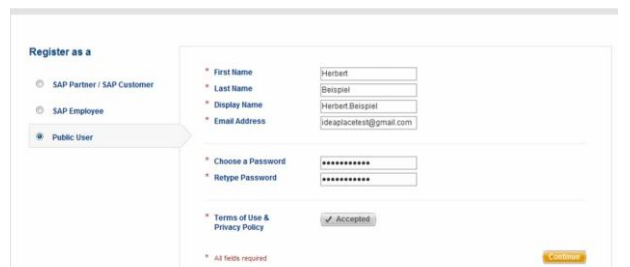
Otherwise, you can register as a Public User (select the respective link):



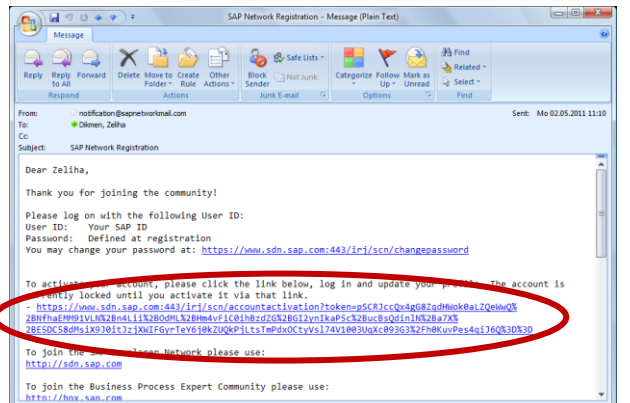
Fill in all fields, and click “Read and accept” to read and accept the terms of use of Idea Place. Please note that you need to scroll down through all of the text to activate the “Accept” button.



Once you accepted the Terms of Use, click “Continue”.



You will see a confirmation that the registration has been completed.



You will receive an email with an activation link. By following this link, you will complete your registration.

Now you have access to Idea Place - but not yet to the Customer Connection space where you can submit Improvement Requests for a Customer Connection project. In order to get access to this restricted space, please send an email to customer-connection@sap.com. Please provide your name, the user group you belong to (if any), and your S- or P-User number. We will grant you access; you will receive an email as soon as this is completed.